



Decompile Flash

Document No.: Decompile Flash

Decompile Flash

ExtraSolution Software

<http://www.decompileflash.com>



Decompile Flash

Pages Order

Table of contents.....	Pages 3
What's Decompile Flash.....	Pages 4
Features.....	Pages 5
Operation.....	Pages 6-13
How to buy Decompile Flash.....	Pages 14
FAQs.....	Pages 15-17
Company	Pages 18-19



Decompile Flash

Table of contents

»»» [Introduction of Decompile Flash](#)

»»» [Key features](#)

»»» [Operation](#)

»»» [How to buy Decompile Flash](#)

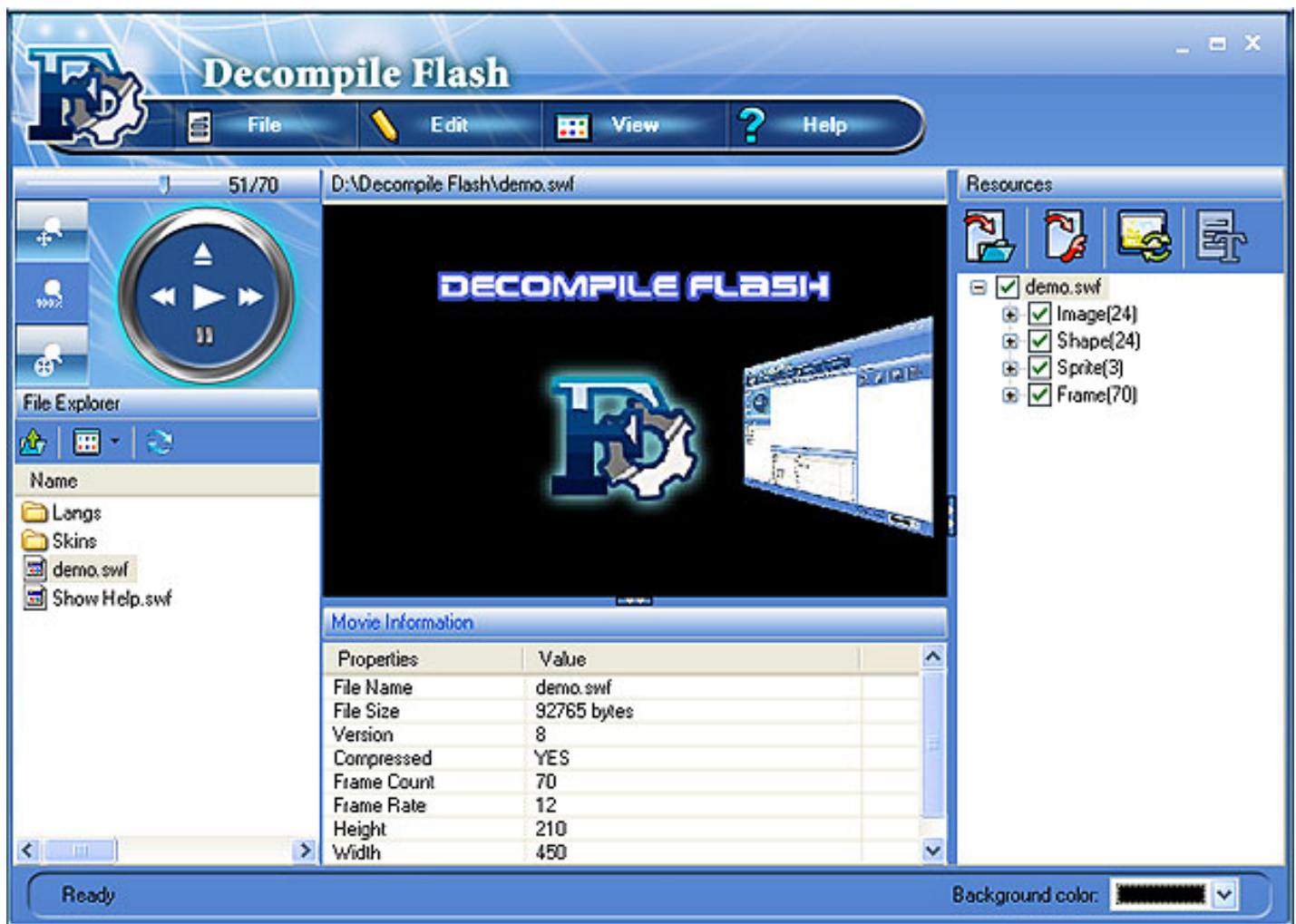
»»» [FAQs](#)

»»» [Company](#)

Decompile Flash

What's Decompile Flash

Decompile Flash is an outstanding SWF decompiling tool which allows you to convert flash between SWF and FLA format. You can extract all the elements from a flash movie (shapes, sounds, images, sprites, fonts, texts and scripts etc.) Decompile Flash offers the powerful function of editing texts of flash movie and replacing images as your own easily and watch the edited result immediately. The easy-to-use interface helps you catch on to the system quickly.



System Requirements:

Windows 2000/2003/XP or windows Vista

Pentium 500 PC or higher

64MB RAM or more



Decompile Flash

The features of Decompile Flash

- Easy-to-use interface.
- Browse and preview any resource of flash.
- Allow you to edit the dynamic texts of current flash.
- Allow you to replace the images of current flash.
- Allow you to export data to rebuild FLA file.
- Support the conversion between SWF and EXE file.
- Extract the elements from a flash movie (shapes, sounds, images, sprites, fonts, texts and scripts...)
- Change the background color at you will.
- Detailed tag information.
- More....

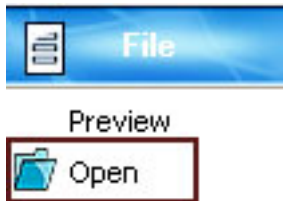


Decompile Flash

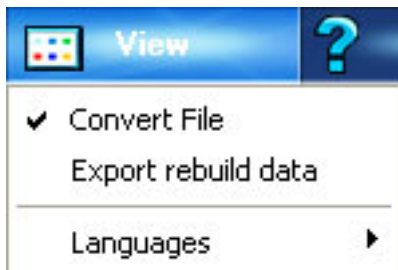
How to convert flash file

Decompile Flash offers the function of conversion between the SWF and EXE format. Learn it step by step:

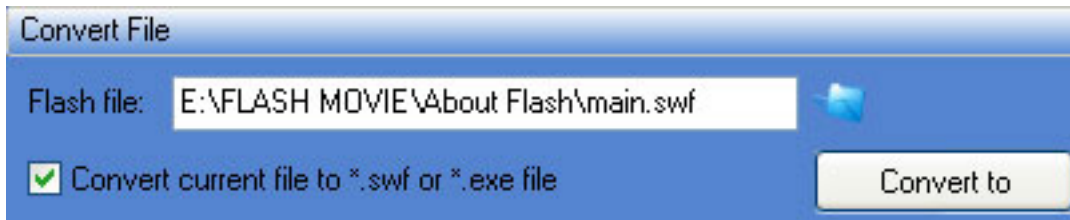
1. Click "open" button to start a flash file.




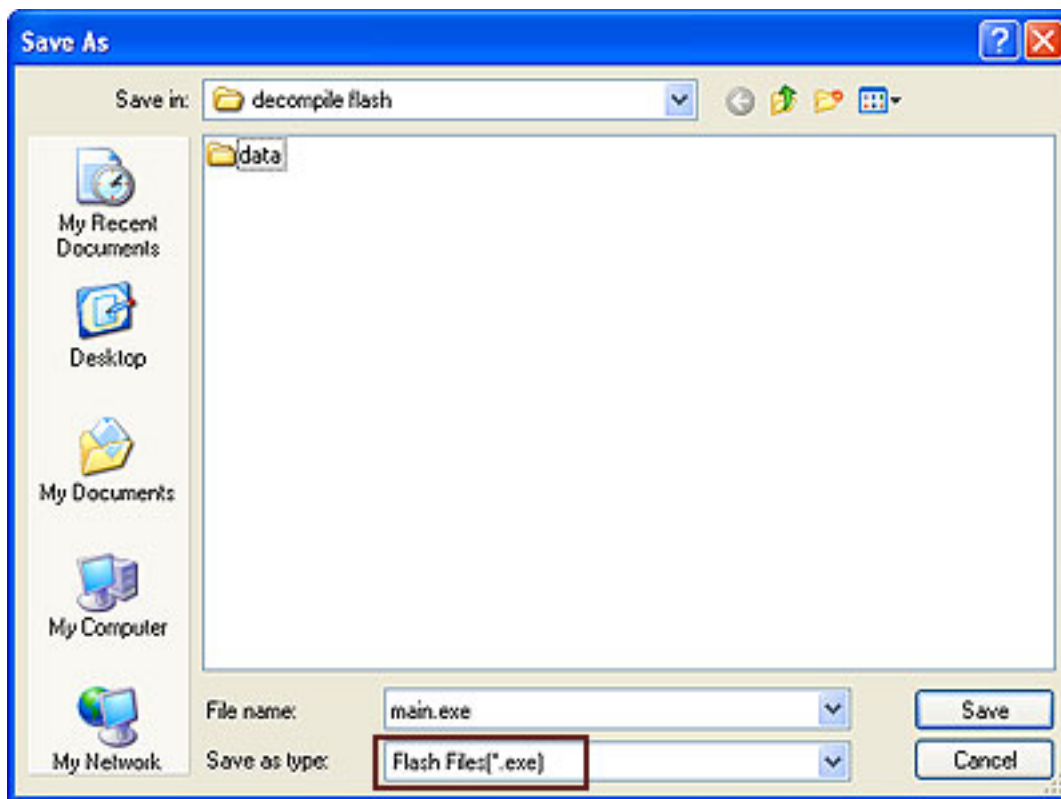
2. Check the flash file, then click "convert file" button, which is located at "View" tab.



3. Select or write manually the input folder.



4. Click  button and select a path to save the converted SWF/EXE file.



5: Then you can start your conversion.



Decompile Flash

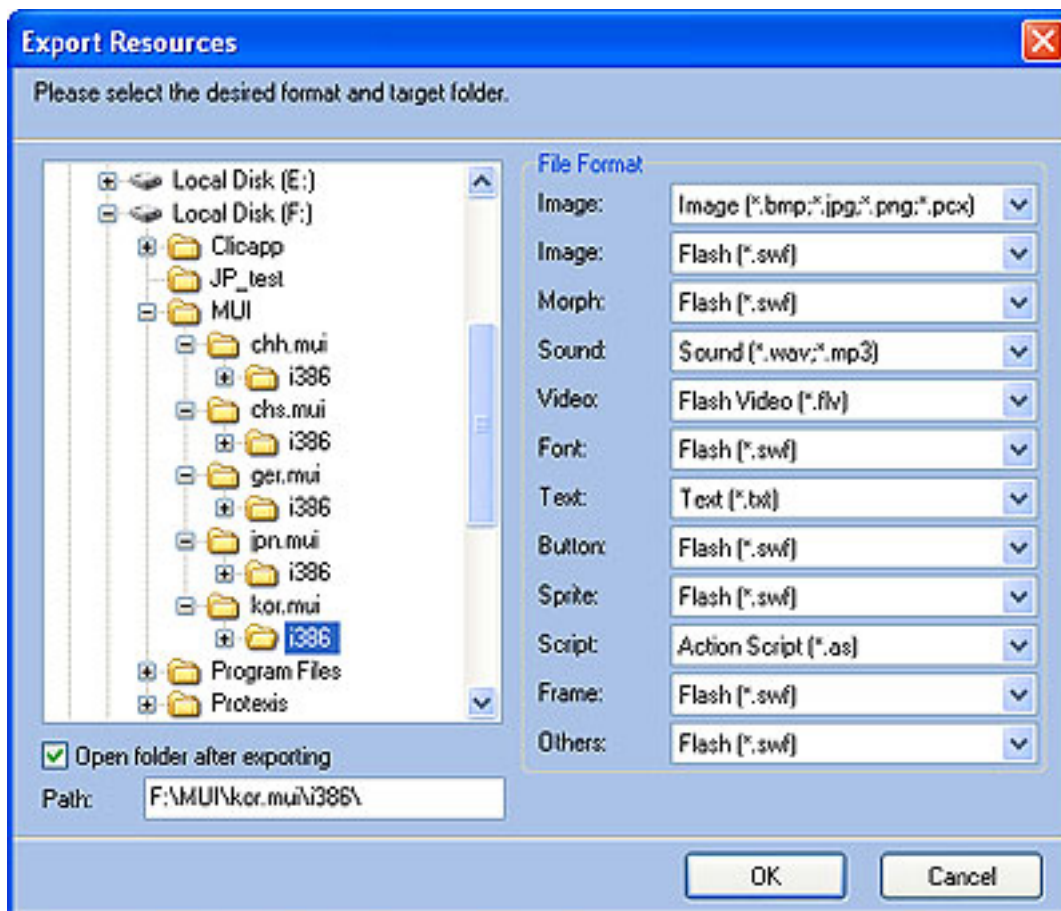
How to Export Resources

Decompile Flash offers the powerful function of export resources. It allows you to export all resources used in SWF file.

1. Open a flash file, all components of the file can be added to resources list.

2. Select the element you want to export in resources list and click the  button.

3. Select desired format and target folder to save your resource.



4. Click "OK" to start exporting.



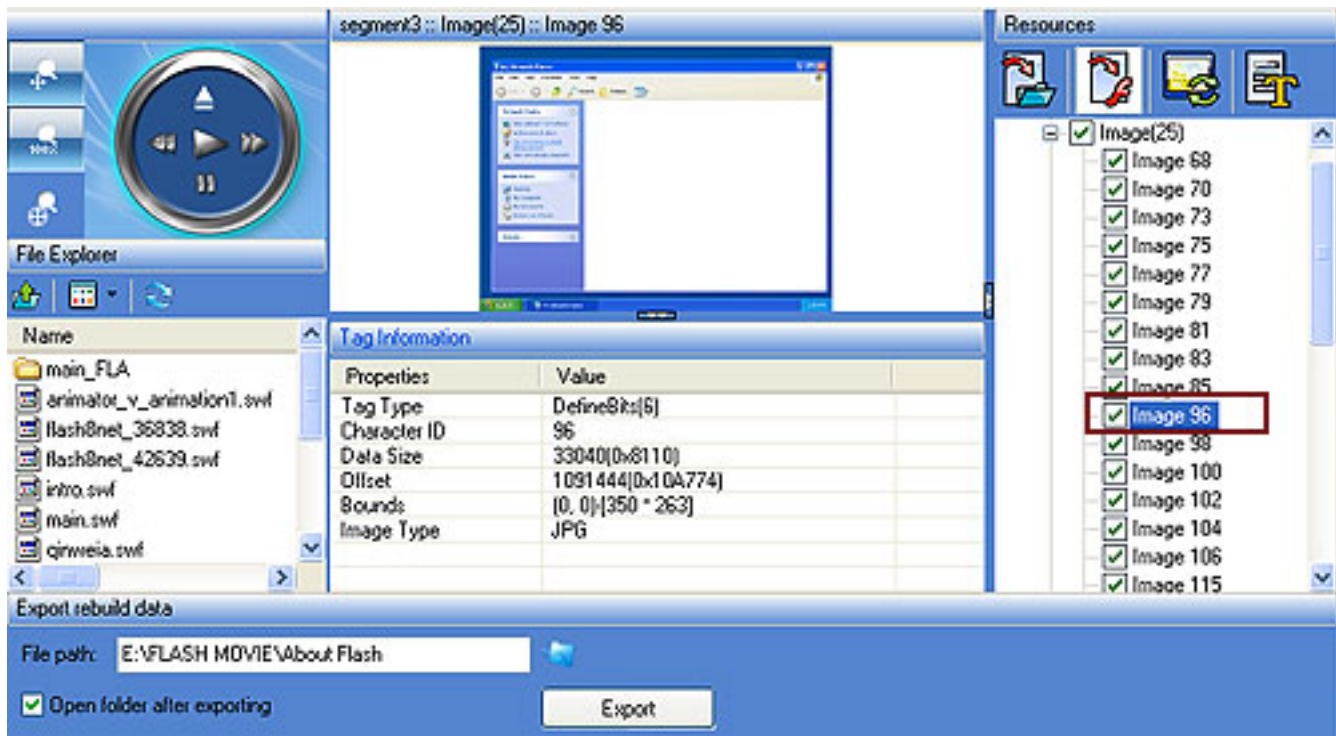
Decompile Flash

How to export FLA data

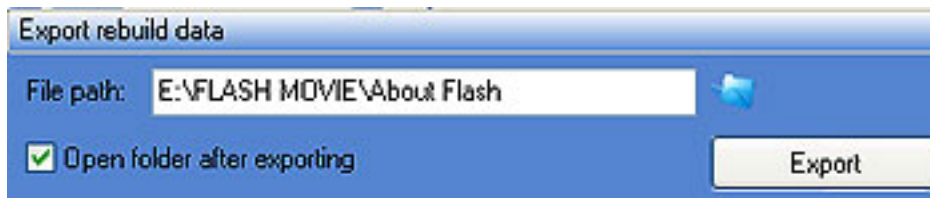
Decompile Flash offers the powerful function of export FLA data to rebuild flash file. Please refer to following steps. **Free version** allows you to export FLA data for limited **3** times.

1. Open a flash file. All components of the file can be added to resources list.


2. Tick the components you want to export in Resources list then click button  .



3. Select an output path to save data.



A rectangular button with a light beige background and a thin blue border. The word "Export" is centered on the button in a black, sans-serif font.

4. Click the  button to start export process. It will save the rebuild files to your selected directory automatically.



You should install "**Macromedia Flash Professional 8**" to open the "**rebuildcomand**" file, and it will generate a FLA file automatically.




Decompile Flash


How to edit flash

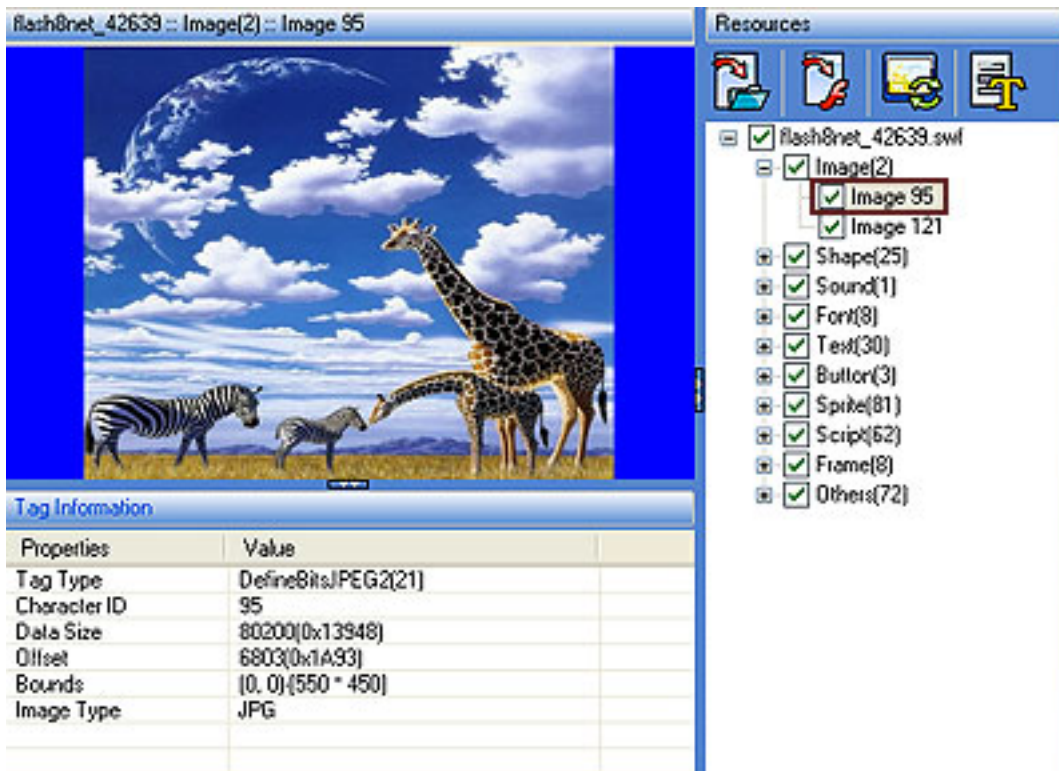
Decompile Flash offers the function of editing texts of flash movie and replacing images as you like. You can save and watch edited result immediately. Let's learn it step by step!

Edit Image

1. Open a flash file, then all components of the file will be added to Resources list.

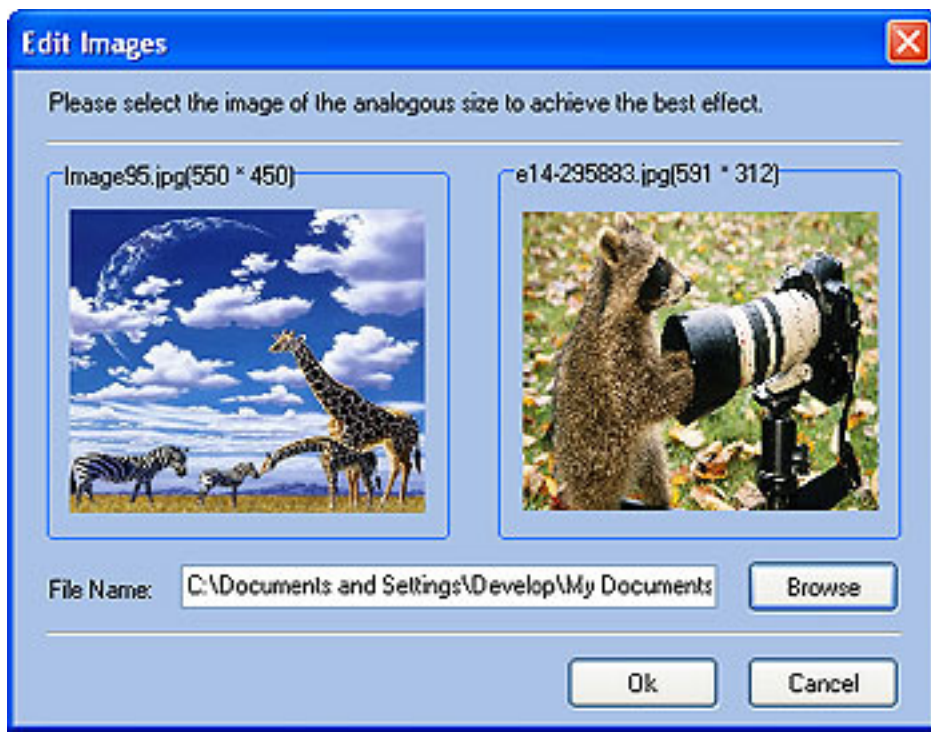



2. Select the images which you want to replace and click the  button.



Properties	Value
Tag Type	DefineBitsJPEG2(21)
Character ID	95
Data Size	80200(0x13948)
Offset	6803(0x1A93)
Bounds	[0, 0](550 * 450)
Image Type	JPG

3. Replace currently selected image with desired image, and click "OK" to confirm. All changes will be saved automatically and can be previewed in main player window




 Please select the image of the same size to replace current image to achieve the best effect.

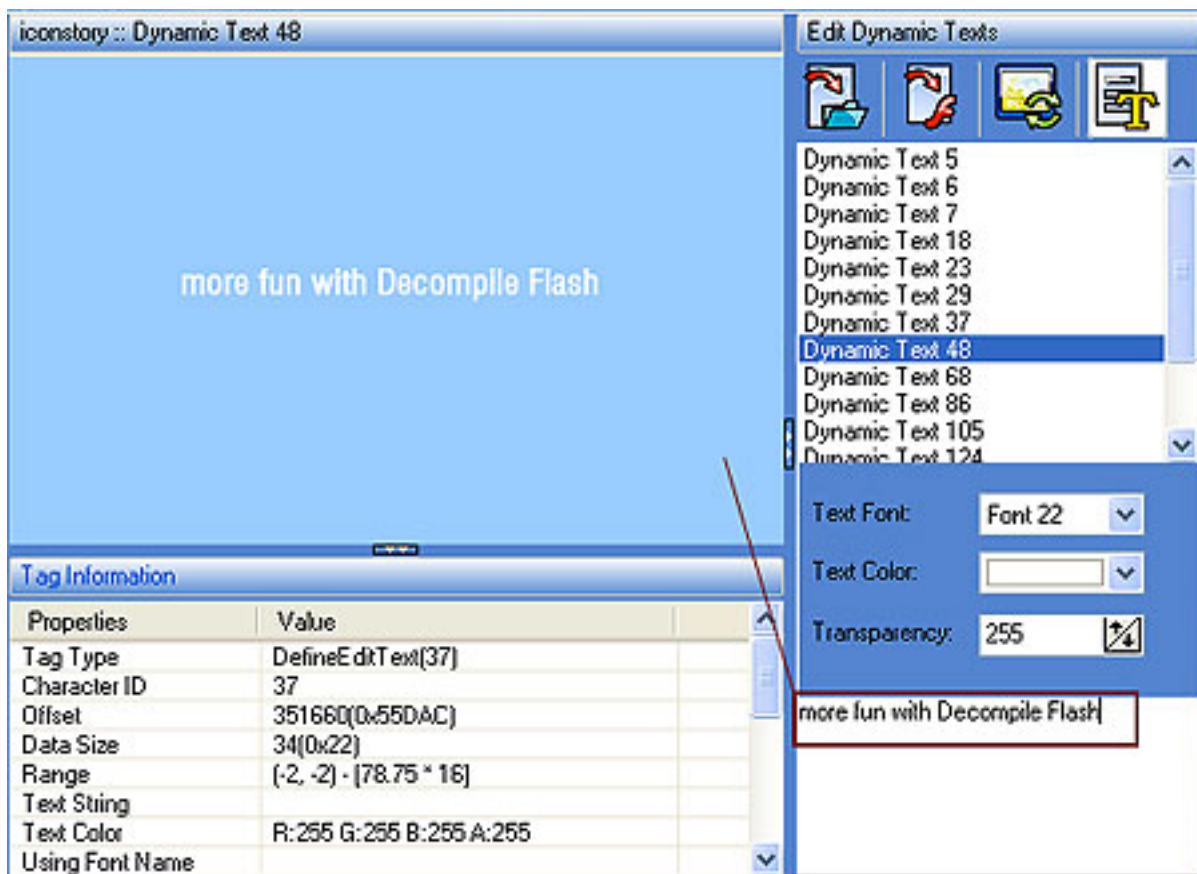
Edit Dynamic Texts

The function of editing dynamic texts helps you to adjust text sizes, font, color, etc.

1. Open a flash file. All components of the file will be added to Resources list.

2. Click the  button, all dynamic texts used by the flash file will be listed in the right window. Then select one text which you want to edit.

3. You can adjust the size, font and color of the selected texts. And the changes will be played in player window



4. Click "Save" button to apply all the changes to current Flash file or "Save As ..." button to save as a new Flash file with applied changes.



Decompile Flash

How to buy Decompile Flash

Decompile Flash Free Version is totally free. But the Decompile Flash Free Version allows you to export FLA data for limited 3 times. You can upgrade to full version of Decompile Flash to get a lifetime license for all features.

The registration key will be automatically generated at our server and e-mailed to you immediately after we receive payment confirmation from our e-commerce reseller. Please do not worry if you haven't received the registration information right away. Delays usually occur due to the high security settings of spam filters used by our clients. Our message may be rejected as a spam message by the mail service you use.

If you haven't got the registration message within several hours, feel free to contact our [Support Team](#) via email.

If you have questions concerning our software, send e-mail to: support@decompileflash.com. **We would like to try our best to provide you with the best service!**

Buy Now

Reasons to buy Decompile Flash Full Version

- * Full functions of Decompile Flash (Lifetime license for exporting Fla data and resources).
- * Free online update.
- * Free email support.
- * 30-day money-back guarantee if you are not satisfied with this product.



Decompile Flash

FAQs

Q: What are the recommended operating system configurations for Decompile Flash?

A: Windows 2000/2003/XP or windows Vista.
Pentium 500 PC or higher.
64MB RAM or more.
Internet connection to register.
Administrative permissions for program installation and registration.

Q: How do I export an image?

A: To export an image, please click the [+] in front of Image folder to expand it and display the image files used in this SWF file. Click an image file to show it in preview window. Then tick the image you want by checking the square box in front of it. Last, click the "Export..." button and choose a valid save path. Free Decompile Flash supports exporting the image in jpg or bmp format.

Q: Can I export all files at once?

A: Yes, Free Version of Decompile Flash supports exporting all components of a flash file at once. You can select all folders by checking the square box in front of them and right-click "Export Resource" button to get all of them at once. If the file is a little large, it will take more time to export.

Q: How do I export a shape?

A: In Resource panel, please click on the [+] in front of Shape folder to expand it and show the contents. Click any shape to view it. Then pick the shape you want to export by checking the square box in front of it. Last, click the "Export..." button and select a directory to save.

Q: Is there any limitation before registration?

A: Yes. FLA export Limitation: Decompile Flash Free Version allows you to export FLA data for 3 times.
If you want to get the unlimited function, please upgrade to the full version.

Q: Where can I get a full version of the software or how can I register the software using the website provided?

A: If you have installed our free version, you do not need to download anything else. To register the software, you have to click the 'Order Online' button on the Start Window. (the first window you see when you start your free version). You will see a registration window. Please enter the unlock key you have received from us.

Q: Can I make a payment by check?

A: Yes, we take payment via a third party. You can use [ShareIt](#) or [RegNow](#). They are all highly trusted worldwide. You can choose one you experienced and trusted. ShareIt recommended.

Q: How to replace images?

A: 1: Add flash file to resources list.
2: Select the images of flash file you want to edit, and then click Replace image button. A Replace image window will pop up.
3: Browse a image to replace current one by clicking Browse button on the window.
4: Click "Ok" button to confirm the change, all changes will be played in preview window.
In order to achieve the best effect, you'd better select the image of the same size to replace current image.

Q: Can I get support via e-mail?

A: Yes, FREE technical support is provided for all registered users of our products by mail. However the e-mail correspondence greatly depends on the mail server settings and even the answered questions might be unavailable to you as an mail server can consider them spam and reject.

**Q: What if I lost my registration password and I want to reinstall Decompile Flash?
Can I retrieve it?**

A: If you need to retrieve a lost serial number, please send us your User Name and Email Address in registration to support@decompileflash.com. We will reply within 24 hours.

Q: More...

A: If you have a question that was not addressed on this page, please contact our support team: support@decompileflash.com



Decompile Flash

ExtraSolution Software

ExtraSolution Software Inc. is developed to be a high-tech enterprise with software promotion. We always create professional flash decompiling tools that let you remain on the cutting edge of high technological advances. We have professional experience in the execution of our philosophy - Think Like A Customer. We will try our best to bring customers the most excellent software and technology all the while.

Contact Us

We would like to try our best to provide you with the best products and service. Please do not hesitate to contact us.

Support Email: support@decompileflash.com

We always do our best to answer your question!



Decompile Flash

Product ID: 300195067

For Partners

support@decompileflash.com



