



Decompile Flash Free Version

Document No.: Decompile Flash Free Version

Decompile Flash Free Version

ExtraSolution Software

<http://www.decompileflash.com>



Decompile Flash Free Version

What's Decompile Flash Free Version

Decompile Flash Free Version is an outstanding SWF decompiling tool which allows you to convert flash between SWF and FLA format. You can extract all the elements from a flash movie (shapes, sounds, images, sprites, fonts, texts and scripts etc.) Decompile Flash Free Version offers the powerful function of editing texts of flash movie and replacing images as your own easily and watch the edited result immediately. The easy-to-use interface helps you catch on to the system quickly.

Windows 2000/2003/XP or windows Vista

Pentium 500 PC or higher

64MB RAM or more



Decompile Flash Free Version

The features of Decompile Flash Free Version

- Easy-to-use interface.
- Browse and preview any resource of flash.
- Allow you to edit the dynamic texts of current flash.
- Allow you to replace the images of current flash.
- Support the conversion between SWF and EXE file.
- Change the background color at you will.
- Detailed tag information.
- More....

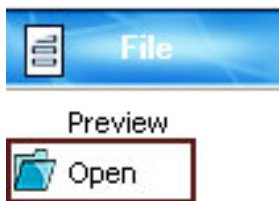


Decompile Flash Free Version

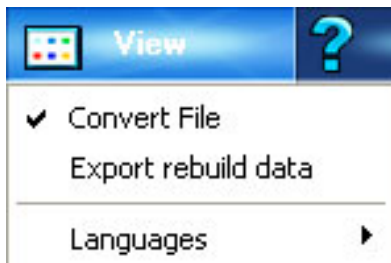
How to convert flash file

Decompile Flash Free Version offers the function of conversion between the SWF and EXE format. Learn it step by step:

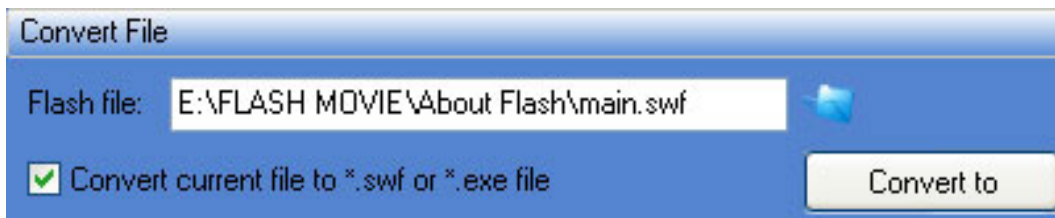
1. Click "open" button to start a flash file.




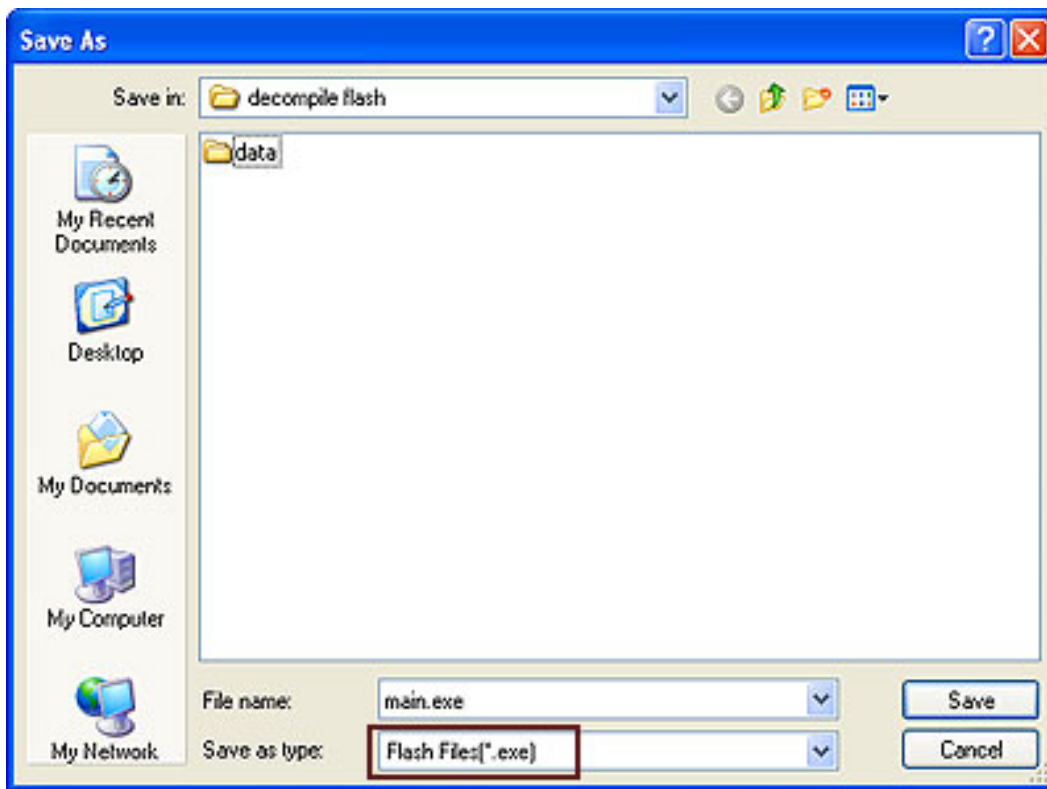
2. Check the flash file, then click "convert file" button, which is located at "View" tab.



3. Select or write manually the input folder.



4. Click  button and select a path to save the converted SWF/EXE file.



5: Then you can start your conversion.




Decompile Flash Free Version

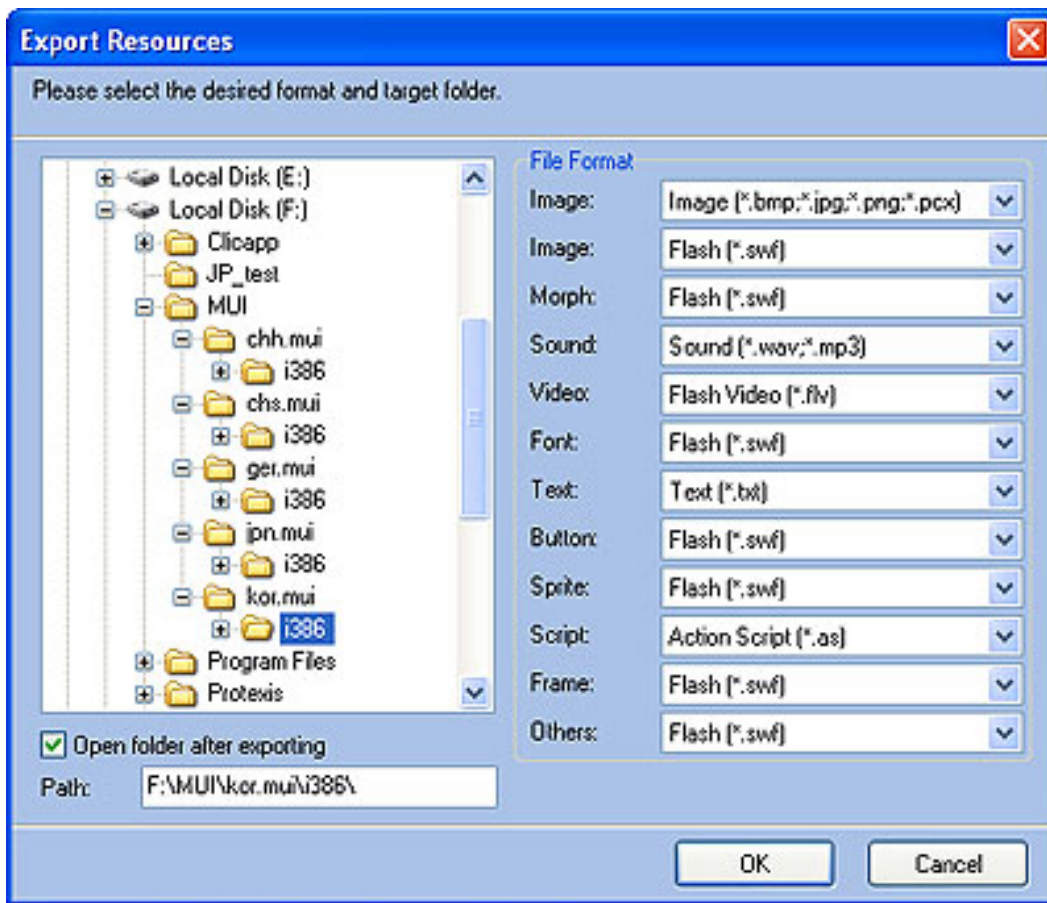
How to Export Resources

Decompile Flash Free Version offers the powerful function of export resources. It allows you to export all resources used in SWF file.

1. Open a flash file, all components of the file can be added to resources list.

2. Select the element you want to export in resources list and click the  button.

3. Select desired format and target folder to save your resource.



4. Click "OK" to start exporting.




Decompile Flash Free Version


How to edit flash

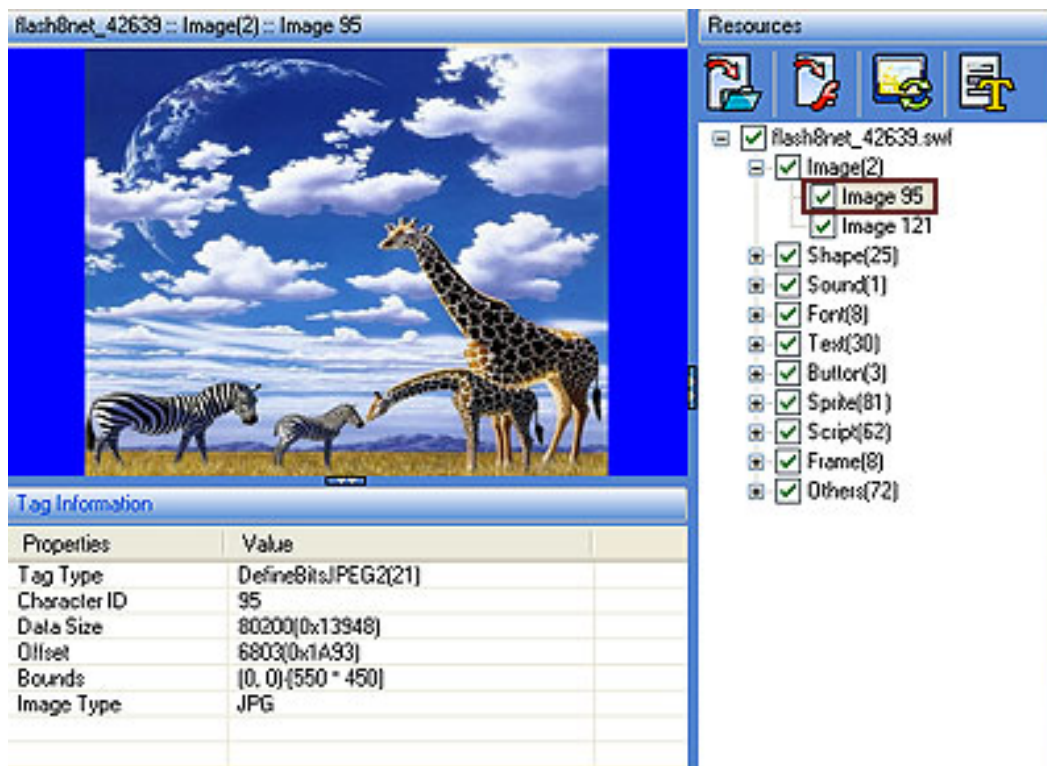
Decompile Flash Free Version offers the function of editing texts of flash movie and replacing images as you like. You can save and watch edited result immediately. Let's learn it step by step!

Edit Image

1. Open a flash file, then all components of the file will be added to Resources list.



2. Select the images which you want to replace and click the  button.




The screenshot displays the software's main interface. On the left, a preview window titled 'flash0net_42639 :: Image(2) :: Image 95' shows a savanna scene with a giraffe, zebras, and a large moon. Below the preview is a 'Tag Information' table:

Properties	Value
Tag Type	DefineBitsJPEG2(21)
Character ID	95
Data Size	80200(0x13948)
Offset	6803(0x1A93)
Bounds	{0, 0}-(550 * 450)
Image Type	JPG

On the right, the 'Resources' panel lists the components of the flash file. The 'Image(2)' folder is expanded, showing 'Image 95' and 'Image 121' selected with checkboxes. Other resources include Shape(25), Sound(1), Font(8), Text(30), Button(3), Sprite(81), Script(62), Frame(8), and Others(72).

3. Replace currently selected image with desired image, and click "OK" to confirm. All changes will be saved automatically and can be previewed in main player window




 Please select the image of the same size to replace current image to achieve the best effect.

Edit Dynamic Texts

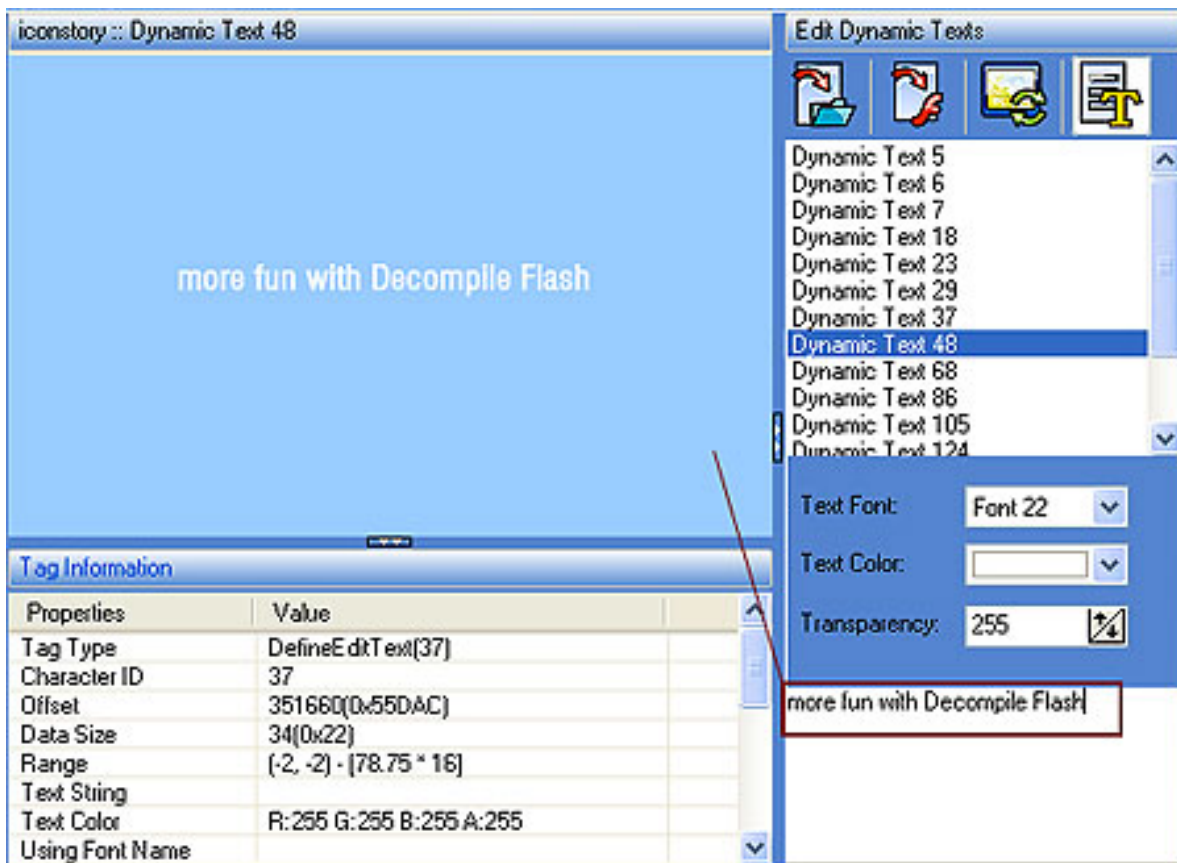
The function of editing dynamic texts helps you to adjust text sizes, font, color, etc.

1. Open a flash file. All components of the file will be added to Resources list.



2. Click the  button, all dynamic texts used by the flash file will be listed in the right window. Then select one text which you want to edit.

3. You can adjust the size, font and color of the selected texts. And the changes will be played in player window



4. Click "Save" button to apply all the changes to current Flash file or "Save As ..." button to save as a new Flash file with applied changes.



Decompile Flash Free Version

FAQs

Q: What are the recommended operating system configurations for Decompile Flash Free Version?

A: Windows 2000/2003/XP or windows Vista.
Pentium 500 PC or higher.
64MB RAM or more.
Internet connection to register.
Administrative permissions for program installation and registration.

Q: How to replace images?

A: 1: Add flash file to resources list.
2: Select the images of flash file you want to edit, and then click Replace image button. A Replace image window will pop up.
3: Browse a image to replace current one by clicking Browse button on the window.
4: Click "Ok" button to confirm the change, all changes will be played in preview window. In order to achieve the best effect, you'd better select the image of the same size to replace current image.

Q: Can I get support via e-mail?

A: Yes, FREE technical support is provided for all registered users of our products by mail. However the e-mail correspondence greatly depends on the mail server settings and even the answered questions might be unavailable to you as a mail server can consider them spam and reject.

Q: More...

A: To get more information about Decompile Flash Free Version, please go to our website:
<http://www.decompileflash.com/>



Decompile Flash Free Version

ExtraSolution Software

ExtraSolution Software Inc. is developed to be a high-tech enterprise with software promotion. We always create professional flash decompiling tools that let you remain on the cutting edge of high technological advances. We have professional experience in the execution of our philosophy - Think Like A Customer. We will try our best to bring customers the most excellent software and technology all the while.

Contact Us

We would like to try our best to provide you with the best products and service. Please do not hesitate to contact us.

Support Email: support@decompileflash.com

We always do our best to answer your question!



For Partners

support@decompileflash.com



<http://www.decompileflash.com>